

Investor Day 2023 Bangkok

16 August 2023



Outline

➤ Overview	3
➤ 1H 2023 Highlights	6
➤ Commitment to Sustainability	15
➤ Appendix	19

Constituent of:



MSCI Singapore
Small Cap Index



FTSE ST Large
& Mid-Cap Index

Awards and Accreditations¹:

Signatory of:



1. Keppel Infrastructure Fund Management Pte Ltd is a signatory to the United Nations-supported Principles for Responsible Investment, under the membership of Keppel Capital.

Overview

Aramco Gas
Pipelines Company



Largest SGX-listed Diversified Infrastructure Business Trust

Providing exposure to the resilient and growing global infrastructure sector

\$S7.3b AUM

Portfolio of scale providing global access to attractive real assets

12 evergreen businesses and concession assets

underpinned by strong secular tailwinds

>10 mature economies

Focused on investment grade jurisdictions with well-developed regulatory frameworks and strong sovereign credit ratings



NORWAY and SWEDEN

ENERGY TRANSITION

- European Onshore Wind Platform



GERMANY

ENERGY TRANSITION

- Borkum Riffgrund 2 (BKR2)



SOUTH KOREA

ENVIRONMENTAL SERVICES

- Eco Management Korea Holdings (EMK)



SINGAPORE

ENERGY TRANSITION

- City Energy
- Keppel Merlimau Cogen Plant



ENVIRONMENTAL SERVICES

- Senoko Waste-to-Energy (WTE) Plant
- Keppel Seghers Tuas WTE Plant
- Keppel Seghers Ulu Pandan NEWater Plant
- SingSpring Desalination Plant



KINGDOM OF SAUDI ARABIA

ENERGY TRANSITION

- Aramco Gas Pipelines Company



THE PHILIPPINES

DISTRIBUTION & STORAGE

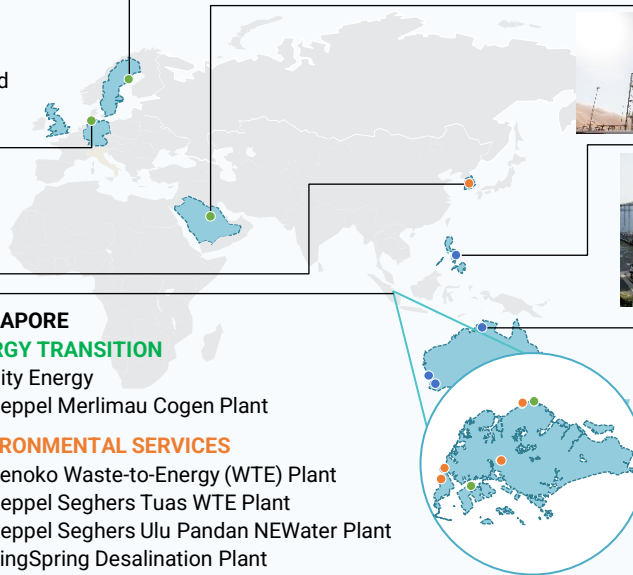
- Philippine Coastal Storage & Pipeline Corporation (Philippine Coastal)



AUSTRALIA & NEW ZEALAND

DISTRIBUTION & STORAGE

- Ixom



Driving Portfolio Growth through New Acquisitions

Expanding presence to AA and AAA-rated countries in Asia and Europe

2019

2021

2022: AUM of S\$7.3b for FY2022¹

2023

Feb 2019
Acquired 100%
stake in **Ixom**



Jan 2021
Acquired 50%
interest in
Philippine Coastal



Feb 2022
Acquired 49%
stake in **Aramco
Gas Pipelines
Company** as part
of a consortium



Jun 2022
Signed MOU with
Jinko Power to
**explore solar
farm and energy
storage
investments**



Jun 2022
Entered term sheet
to acquire 100%
economic interest
in **Keppel Marina
East Desalination
Plant (KMEDP)**²



Jun 2022
Bought remaining
30% stake in the
**SingSpring
Desalination Plant**



Sep 2022
Acquired 13.4%
interest in a
**European Onshore
Wind Platform**,
with three wind
farms across
Norway and
Sweden



Oct 2022
Acquired 52%
interest in **EMK**,
an integrated
waste platform in
South Korea



Dec 2022
Acquired 20.5%
interest in **BKR2**,
an offshore wind
farm in Germany



May 2023
Announced
acquisition of
13.4% interest in
Fäbodliden II, an
onshore wind farm
in Sweden



1. Based on FY2022 AUM, following the AUM Portfolio Valuation.

2. Proposed acquisition of 50% stake in Marina East Water, owner of KMEDP. Transaction structure results in KIT becoming beneficiary of 100% economic interest in KMEDP.

1H 2023 Highlights

Philippine Coastal



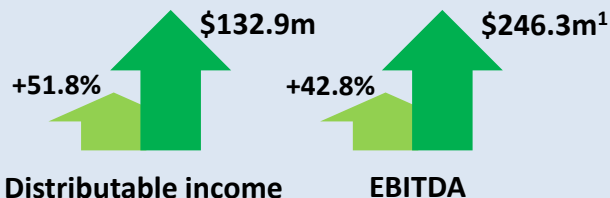
1H 2023 Highlights

Continued gradual increase of 1% y-o-y growth in DPU to 1.93 cents with steady portfolio performance

- **Strong financial performance**, supported by steady portfolio performance and new acquisitions in FY 2022 which contributed \$68.6m or 38.5% of Asset Distributable Income for 1H 2023
- **Continued growth**: Growing exposure in the renewable energy sector with wind farm acquisition in Sweden
- **Positive business sentiments**: stable performance at Ixom; higher contributions from Philippines Coastal with increased tank utilisation rate
- **Fulfilled contractual obligations** for KMC and the Singapore waste and water assets

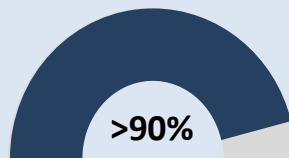
Strong Financial Performance

Stronger DI and EBITDA supported by higher contributions from City Energy and new acquisitions completed in FY 2022



Well insulated from inflation

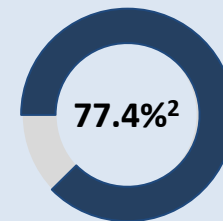
Approx. 65% of portfolio with costs pass through mechanisms / CPI-linked; approx. 30% in businesses with leading position and price-setting capabilities



Inflation protection

Loans significantly hedged

77.4% of debt are fixed and hedged as at 30 Jun 2023



Fixed and hedged debt

1. Excludes one-off acquisition related cost incurred (-\$51.9m), unrealised exchange gains (\$50.9m) and fair value loss on the investment in AGPC (-\$22.1m). Group adjusted EBITDA would be \$223.2m without the adjustments.

2. Excluding the equity bridge loans utilised in 2022 to partially fund the acquisitions of EMK and BKR2, fixed and hedged debt as at 30 Jun 2023 would have been 82.1%.

Announced Acquisition of Fäbodliden II

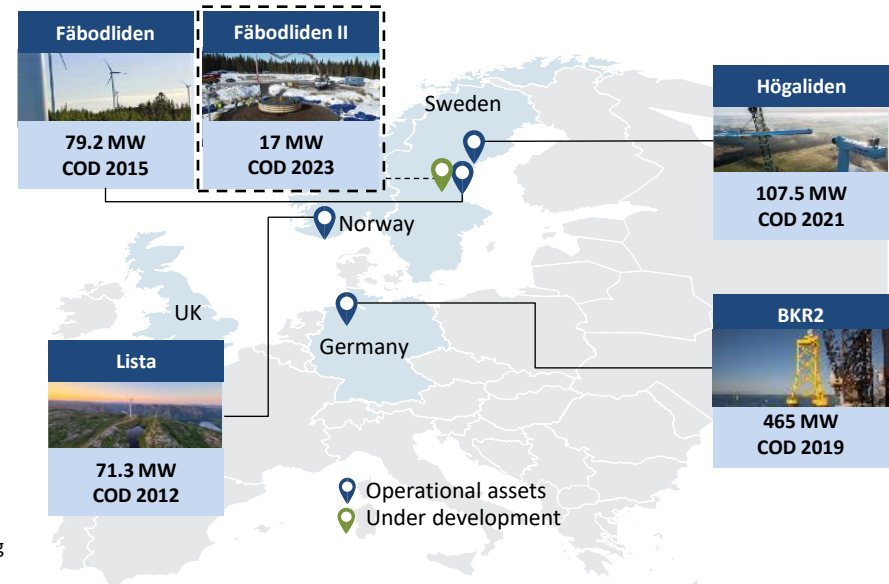
Growing exposure in the renewable energy sector with wind farm acquisition in Sweden

- Part of the European Onshore Wind Platform with 5-year exclusive rights to FORAS eligible pipeline
- Increase KIT's exposure to the green infrastructure segment: higher exposure to renewable energy sector with 740 MW of operating capacity

5 wind farms across Europe with 740 MW of operating capacity; another 1.2 GW of pipeline opportunities in Sweden and the UK

Key Terms of Investment

Seller	Fred. Olsen Renewables AS (FORAS)
Equity Commitment	Commitment of €4.7m (S\$6.9m) for KIT and KRI ¹
Expected Commercial Operations Date (COD)	4Q 2023

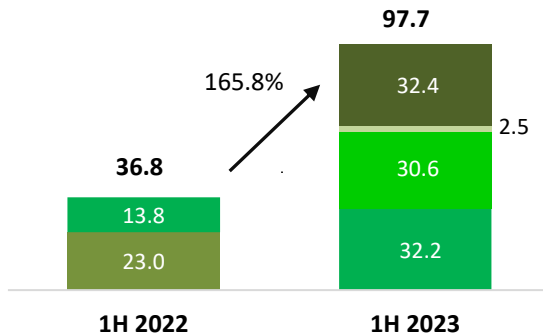


1. KIT co-invested with Keppel Renewable Investments Pte. Ltd. (KRI), a wholly-owned subsidiary of Keppel Corporation Limited through a JV company, with KIT holding an 82% stake and KRI holding the remaining 18% stake.

Energy Transition

- Higher DI mainly due to the favourable fuel over recovery at City Energy, contributions from AGPC and the wind farm assets
- KMC's full year computed DI negated by the mandatory debt amortisation in Jun 2023

Distributable Income (S\$m)



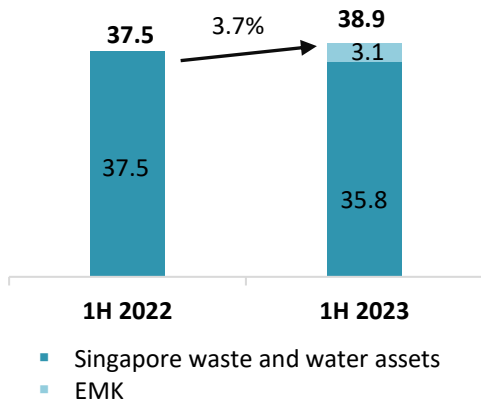
- Borkum Riffgrund 2 (BKR2)
- European Onshore Wind Platform
- Aramco Gas Pipelines Company (AGPC)
- City Energy
- Keppel Merlimau Cogen (KMC)

- City Energy**
 - Customer base grew 1.5% YoY to 894,000 as at end-Jun 2023 with continued recovery from the Commercial and Industrial sector
 - Expanded its EV charging business with 34 sites secured as at end-Jun 2023
 - Partnered Gentari to explore (i) hydrogen importation from Malaysia to Singapore, and (ii) promote seamless cross-border EV charging experience across Singapore and Malaysia
 - Continued to grow its residential town gas penetration by securing Blossoms by the Park as first condo development with fully integrated smart kitchen solutions from Küche
- KMC:** Achieved 100% contracted availability as at end-Jun 2023
- European renewable energy investments:** The wind farms continue to operate at high availability in 1H2023; announced acquisition of first dropdown asset, Fäbodliden II, in Sweden in May 2023 as part of the FORAS eligible pipeline
- Aramco Gas Pipelines Company:** Stable gas demand underpinned by economic growth and favourable demographics as part of the Kingdom of Saudi Arabia's efforts to reduce carbon emissions

Environmental Services

- Higher DI supported by the positive contribution from EMK with higher volume for landfill business
- Lower DI from Singapore waste and water assets due mainly to lower availability fees from Senoko WTE Plant which is expected to be recovered from the Operator in 2H 2023

Distributable Income (S\$m)

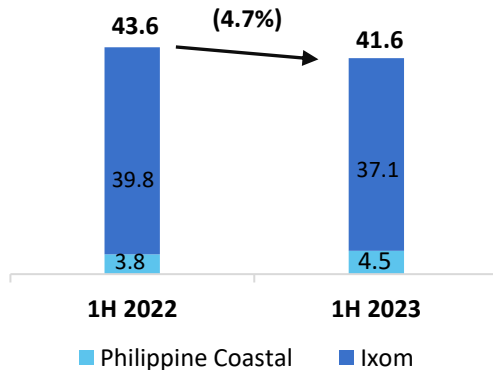


- **Eco Management Korea Holdings (EMK)**
 - Maintained high availability and full utilisation of incineration business
 - Higher volume for landfill business with new contracts secured from blue chip customers
 - Seeking growth opportunities through accretive bolt-on acquisitions
- **Singapore waste and water assets:**
 - Fulfilled all contractual obligations
 - Ongoing discussions with regulators to explore the extension of the concessions for the Senoko WTE and Singspring Desalination plants

Distribution & Storage

- Lower DI from Ixom due mainly to the weaker AUD. DI was slightly higher in AUD terms
- Higher DI from Philippine Coastal due mainly to higher tank utilisation rate

Distributable Income (S\$m)



▪ Ixom

- Strong performance from its manufactured chemicals business due to higher coagulant and chlorine volumes in Australia, and contributions from its new bolt-on acquisitions
- Increased volume from its New Zealand business with favourable weather conditions contributing to a strong dairy season
- Embarking on next phase of growth: (i) growing core businesses through M&A, (ii) driving performance of new acquisitions, (iii) further streamlining of the business, and (iv) exploring debt recapitalisation

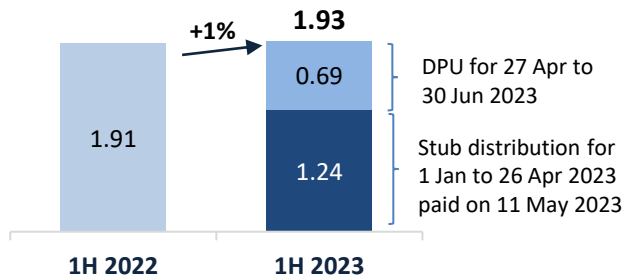
▪ Philippine Coastal

- Maintained steady tank utilisation rate of 86% as at end-Jun 2023; secured additional storage volume from an anchor customer which commenced in Jul 2023
- Commenced planned expansion in Subic Bay to meet increasing demand from customers

Distributable Income

Total DPU of 1.93 cents for 1H 2023, 1% higher year-on-year

Distribution Per Unit (cents)



Distribution

for the period from 27 Apr to 30 Jun 2023

DPU 0.69 cents

Ex-Date 2 Aug 2023

Record Date 3 Aug 2023

Payment Date 11 Aug 2023

- KMC's full year computed DI is expected to be negated by the mandatory debt repayment in June 2023.
- Comprises Trust expenses and distribution paid/payable to perpetual securities holders, management fees and financing costs. The higher costs were due to the issuance of the Series 4 Medium Term Notes on 5 May 2022 and draw down of equity bridge loans to fund the acquisitions of EMK and BKR2 in 2H 2022.

S\$'000	1H 2023	1H 2022	+ / (-) %
Energy Transition	97,672	36,751	165.8
- City Energy	32,185	13,768	133.8
- Aramco Gas Pipelines Company	30,617	-	NM
- KMC ¹	-	22,983	NM
- European Onshore Wind Platform	2,504	-	NM
- BKR2	32,366	-	NM
Environmental Services	38,867	37,464	3.7
- Singapore waste and water assets	35,750	37,464	(4.6)
- EMK	3,117	-	NM
Distribution & Storage	41,571	43,630	(4.7)
- Ixom	37,102	39,837	(6.9)
- Philippine Coastal	4,469	3,793	17.8
Asset Subtotal	178,110	117,845	51.1
Corporate²	(45,219)	(30,277)	(49.4)
Distributable Income	132,891	87,568	51.8

Balance Sheet

Building a strong balance sheet to support growth plans

- Comfortable debt headroom for growth: Approx. \$658m to 45% net gearing level
- Mitigating impact of currency fluctuations: 69.2% foreign distributions hedged
- Approx. 77.4% of debt are fixed and hedged¹ as at 30 Jun 2023, 82.1% excluding the bridge facilities
 - a 100bps change in interest rate would have a approx. 2% impact to 1H 2023's Distributable Income; approx. 1.5% impact excluding bridge facilities

Balance Sheet (\$\$'m)	30 Jun 2023	31 Dec 2022
Cash	335	536
Borrowings	2,476	2,907
Net debt	2,141	2,371
Total assets	5,554	5,963
Total liabilities	3,521	4,056



Net gearing

38.5%



Undrawn committed credit facilities

\$306m



Fixed and hedged debt

77.4%

1. Based on a consolidated group debt, including the bridge facilities.

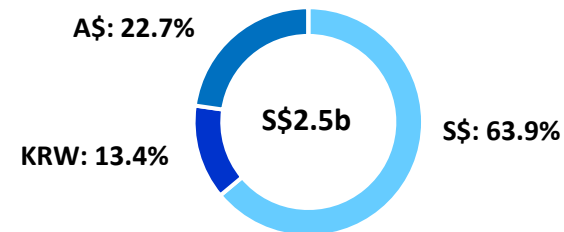
Capital Management

Well-diversified debt maturity profile

- Raised approx. \$300m in gross proceeds through private placement and preferential offering of approx. 633.3m new Units to partially repay bridge facilities
- Completed/secured refinancing of all loans due in 2023:
 - Obtained \$130m loan to repay remaining \$144m bridge facilities, terming out to 2026
 - Secured refinancing of Ixom’s facilities due in Feb 2024, extending to 2026 -2028
- Commenced amortisation of KMC’s \$700m sustainability-linked loan: Paid down \$88m (\$45m based on KIT’s share) in Jun 2023; reviewing KMC’s capital structure
- City Energy refinanced \$400m loans into sustainability-linked facilities in Jul 2023

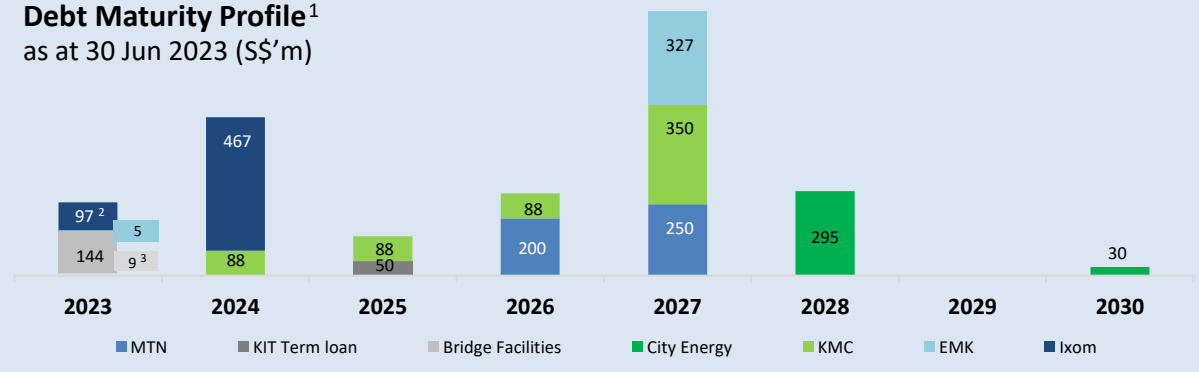
Debt Breakdown by Currency

as at 30 Jun 2023



Debt Maturity Profile¹

as at 30 Jun 2023 (S\$'m)



Weighted average interest rate⁴:

3.8%



Weighted average term to maturity:

Approx. 2.8 years for debt profile

1. Debt maturity profile is based on KIT consolidated balance sheet. KIT’s share of the repayments is based on its interest held in the assets.

2. The maturity of Ixom’s Revolving Credit Facility is in Feb 2024.

3. The maturity of KIT’s Revolving Credit Facility is in Feb 2025.

4. Excludes capitalised borrowing costs.

Commitment to Sustainability

European Onshore
Wind Platform




Championing Innovative Green Energy solutions

On track to achieve ESG targets



- Completed the installation of solar PV system with a generation capacity of 0.2 MWp at City Energy in Feb 2023, increasing KIT's total solar capacity to 2.2MWp for operational needs



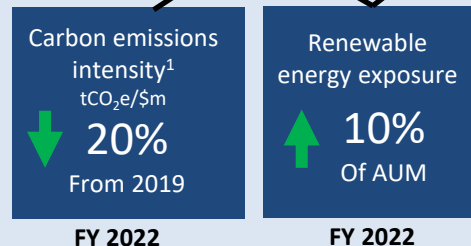
- City Energy announced collaborations to accelerate the commercial usage of hydrogen in Singapore and study the development of off-grid hydrogen fuel cell solutions, using hydrogen extracted from town gas



- Signed MOU with Keppel Infrastructure to explore low carbon water solutions at the SingSpring Desalination Plant and the Ulu Pandan NEWater Plant
- Collaborated with the School of Science and Technology Singapore to showcase the SingSpring Desalination Plant in Feb 2023

Progressing towards ESG targets

- 30% carbon emissions intensity¹ reduction by 2030 from 2019 levels
- Increase exposure to renewable energy by up to 25% of AUM by 2030



1. Carbon emissions intensity is calculated based on Distributable Income and includes latest available full year Scopes 1 and 2 carbon emissions data.

Supporting Community Initiatives

Making a positive impact to the community

- Established the KIT Responsible Investment Policy, which is in line with the United Nations-supported Principles for Responsible Investment, of which Keppel Capital is a signatory
- Keppel Capital dedicated over 270 hours to support community outreach efforts in 1H 2023

Organised a bento-making session with Muscular Dystrophy Association (Singapore) (MDAS). Beneficiaries assembled bento sets with volunteers and presented them to their caregivers as a gesture of appreciation



Volunteers picked up litter and participated in an educational sharing on single-use plastic, marine biodiversity and sustainable living

Thank You

www.kepinfratrust.com

Connect with us on: 



Additional Information



Advancing Sustainability, Driving Performance

Committed to achieving operational excellence that is led by our environmental, social and governance strategy and sustainability initiatives

✓ 2 WTE plants with a combined capacity to **treat approx. 40% of Singapore's incinerable waste**, and diverting waste from landfill

✓ Capable of **processing up to 19% of desalinated water** and **36% of NEWater supply** in Singapore



Published KIT's first Sustainability Report for FY2016 in accordance with the Global Reporting Initiative (GRI) guidelines



Keppel Capital supports the United Nations (UN) Global Compact



KIT's first sustainability-linked loans for the Keppel Merlimau Cogen Plant



Align sustainability approach with nine out of 17 UN Sustainable Development Goals



Expanded reporting to include business air travel activities under Scope 3 emissions for FY2020



Formed dedicated Board Environmental, Social, and Governance (ESG) Committee



Set ESG targets



Alignment with the Task Force on Climate-Related Financial Disclosures

2022



2024

2030

Key environmental targets



30% carbon intensity reduction by 2030 from 2019 levels



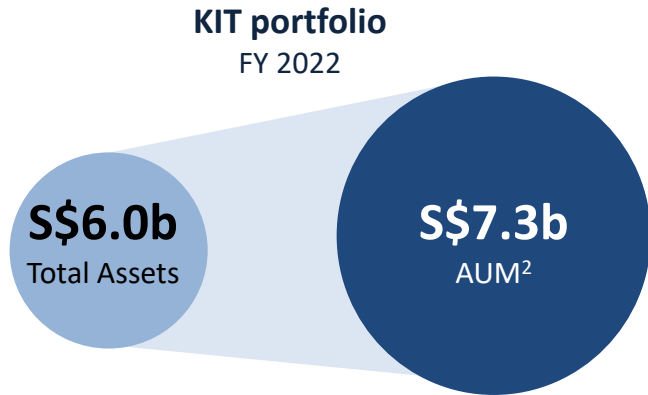
Increase exposure to renewable energy by up to 25% of equity-adjusted AUM by 2030



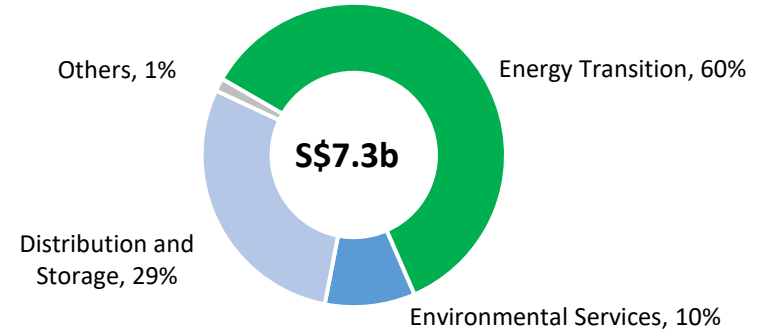
Inaugural Portfolio Valuation

AUM of S\$7.3b for FY 2022

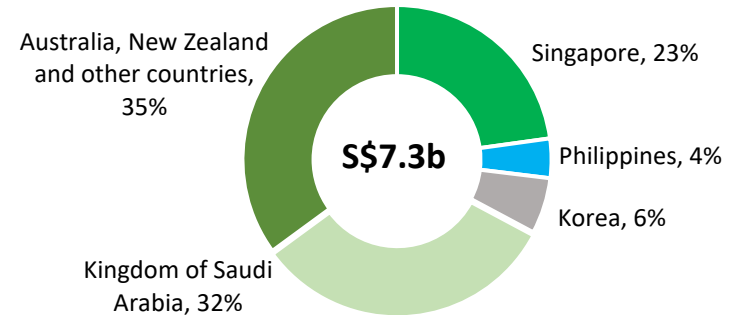
- Improve portfolio transparency and better reflect asset values
- Conducted by independent third-party valuer, Ernst & Young¹
- Reflects enlarged portfolio AUM of \$7.3b for FY 2022



By Business and Assets








By Geography



1. Ixom's valuation is based on KIT's internal valuation, while valuations of the European Onshore Wind Platform, BKR2 and EMK are based on the enterprise value of the acquisitions.








2. Represents KIT's equity stake in the enterprise value of its investments plus cash held at the Trust.

Portfolio Overview as at 30 Jun 2023

		Description	Customer and contract terms	Primary source of cash flows	Total Assets ¹ (\$\$'m)
Energy Transition		City Energy Sole producer and retailer of piped town gas	Over 886,000 commercial and residential customers	Fixed margin per unit of gas sold, with fuel and electricity costs passed through to consumer	2,888.5
		Keppel Merlimau Cogen 1,300MW combined cycle gas turbine power plant	Capacity Tolling Agreement with Keppel Electric until 2030 with option for 10-year extension (land lease till 2035, with 30-year extension)	Fixed payments for meeting availability targets	
		Aramco Gas Pipelines Company Holds a 20-year lease and leaseback agreement over the usage rights of Aramco's gas pipelines network	20 years quarterly tariff from Aramco, one of the largest listed companies globally (A1 credit rating)	Quarterly tariff payments backed by a minimum volume commitment for 20 years with built in escalation	
		European Onshore Wind Platform Initial Portfolio of three wind farm assets in Sweden and Norway with a combined capacity of 258 MW	All electricity produced sold to local grid	Sale of electricity to the local grid	
		BKR2 A 465 MW operating offshore wind farm located in the North Sea off the coast of Germany	20-year power purchase agreement with Orsted till 2038	Operates under the German EEG 2014 with an attractive Feed-in-Tariff and guaranteed floor price till 2038	

1. Based on book value as at 30 June 2023

Portfolio Overview as at 30 Jun 2023

		Description	Customer and contract terms	Primary source of cash flows	Total Assets ¹ (S\$'m)
Environmental Services		Senoko WTE Plant Waste-to-energy plant with 2,310 tonnes/day waste incineration concession	NEA, Singapore government agency - concession until 2024 (Singapore - AAA credit rating)	Fixed payments for availability of incineration capacity	1,193.0
		Tuas WTE Plant Waste-to-energy plant with 800 tonnes/day waste incineration concession	NEA, Singapore government agency - concession until 2034 (Singapore - AAA credit rating)	Fixed payments for availability of incineration capacity	
		Ulu Pandan NEWater Plant One of Singapore's largest NEWater plants, capable of producing 148,000m ³ /day ⁽¹⁾	PUB, Singapore government agency - concession until 2027 (Singapore - AAA credit rating)	Fixed payments for the provision of NEWater production capacity	
		SingSpring Desalination Plant Singapore's first large-scale seawater desalination plant, capable of producing 136,380m ³ /day of potable water	PUB, Singapore government agency - concession until 2025 (land lease till 2033) (Singapore - AAA credit rating)	Fixed payments for availability of output capacity	
		EMK Leading integrated waste management services player in South Korea	Variety of customers including government municipalities and large industrial conglomerates	Payments from customers for delivery of products and provision of services based on agreed terms	
Distribution & Storage		Ixom Manufacturer and distributor of water treatment chemicals, industrial and specialty chemicals in Australia and New Zealand	Over 30,000 customers comprising municipals and blue-chip companies	Payments from customers for delivery of products and provision of services based on agreed terms	1,376.4
		Philippine Coastal The largest petroleum products storage facility in the Philippines, located in the tax-friendly Subic Bay Freeport Zone	Blue-chip customers	USD-denominated "take-or-pay" contracts with no direct exposure to petroleum price and volume risk	

1. Based on book value as at 30 June 2023

1H 2023: Distributable Income

\$S'000	Energy Transition	Environmental Services	Distribution & Storage	Corporate ¹	Group
Profit after tax	4,289	(23,873)	36,763	14,712	31,891
Add/(less) adjustments:					
Reduction in concession / lease receivables	30	31,219	-	-	31,249
Transaction costs in relation to acquisition ²	-	-	2,275	(263)	2,012
Tax paid	(2,304)	(1,570)	(25,867)	(86)	(29,827)
Maintenance capex	(882)	(5,604)	(10,359)	-	(16,845)
Non-cash interest	948	648	1,302	328	3,226
Income tax expense	4,668	(3,358)	14,359	399	16,068
Depreciation and amortisation	42,247	38,420	26,704	-	107,371
Share of results of joint venture	(7,712)	-	(1,206)	-	(8,918)
QPDS interest expenses to KIT	34,737	10,244	-	(44,981)	-
Perp securities holder	-	-	-	(13,463)	(13,463)
FFO from joint venture	33,422	-	5,136	-	38,558
Payment of upfront fee and legal fees	(1,350)	-	-	(851)	(2,201)
Other adjustments	21,407	(327)	(5,096)	(1,014)	14,970
NCI	(10,824)	(2,877)	(1,773)	-	(15,474)
Funds from Operations	118,676	42,922	42,238	(45,219)	158,617
Less: Mandatory debt repayment	(44,625) ³	(4,055)	(667)	-	(49,347)
Adjustment for KMC DI	23,621 ³	-	-	-	23,621
Distributable Income	97,672	38,867	41,571	(45,219)	132,891

1. Comprises Trust expenses and distribution paid/payable to perpetual securities holders, management fees and financing costs.

2. Due to one-off acquisition related cost incurred for new investments which are reversed through "Transaction costs in relation to acquisition" to reflect actual funds from operations.

3. KMC's full year computed DI is expected to be negated by the mandatory debt amortisation of \$44.6 million in Jun 2023. For the amortisation of the bond payable at BKR2 in Jan 2023, please refer to the "Prospects" section in the 1H 2023 Condensed Consolidated Interim Financial Statements for details.

1H 2022: Distributable Income

S\$'000	Energy Transition	Environmental Services	Distribution & Storage	Corporate ¹	Group
Profit after tax	(30,573)	(1,973)	35,676	1,215	4,345
Add/ (less) adjustments:					
Reduction in concession / lease receivables	26	30,844	-	-	30,870
Transaction costs in relation to acquisition ²	-	-	5,121	26,704	31,825
Tax paid	(1,008)	(1,516)	(23,688)	(3)	(26,215)
Maintenance capex	(5,080)	(49)	(10,281)	-	(15,410)
Non-cash interest	375	5	1,448	104	1,932
Income tax expense	863	359	12,180	907	14,309
Depreciation and amortisation	40,468	3,715	30,807	-	74,990
Share of results of joint venture	-	-	(4,036)	-	(4,036)
QPDS interest expenses to KIT	34,737	10,244	-	(44,981)	-
Perp securities holder	-	-	-	(13,463)	(13,463)
FFO from joint venture	-	-	4,474	-	4,474
Payment of upfront fee and legal fees	-	-	-	(758)	(758)
Other adjustments	(1,030)	71	(6,183)	(2)	(7,144)
NCI	(2,027)	-	(1,207)	-	(3,234)
Funds from Operations	36,751	41,700	44,311	(30,277)	92,485
Less: Mandatory debt repayment	-	(4,236)	(681)	-	(4,917)
Distributable Income	36,751	37,464	43,630	(30,277)	87,568

1. Comprises Trust expenses and distribution paid/payable to perpetual securities holders, management fees and financing costs.

2. Due to one-off acquisition related cost incurred for new investments which are reversed through "Transaction costs in relation to acquisition" to reflect actual funds from operations.



Important Notice

The information contained in this presentation is for information purposes only and does not constitute or form part of, and should not be construed as, any offer or invitation to sell or issue or any solicitation of any offer or invitation to purchase or subscribe for any units ("Units") in Keppel Infrastructure Trust ("KIT") or rights to purchase Units in Singapore, the United States or any other jurisdiction. This presentation is strictly confidential to the recipient, may not be reproduced, retransmitted or further distributed to the press or any other person, may not be reproduced in any form and may not be published, in whole or in part, for any purpose to any other person with the prior written consent of the Trustee-Manager (as defined hereinafter). This presentation should not, nor should anything contained in it, form the basis of, or be relied upon in any connection with any offer, contract, commitment or investment decision whatsoever and it does not constitute a recommendation regarding the Units.

The past performance of KIT is not necessarily indicative of its future performance. Certain statements made in this presentation may not be based on historical information or facts and may be "forward-looking" statements due to a number of risks, uncertainties and assumptions. Representative examples of these factors include (without limitation) general industry and economic conditions, interest rate trends, cost of capital and capital availability, competition from similar businesses and governmental and public policy changes, and the continued availability of financing in the amounts and terms necessary to support future business. Such forward-looking statements speak only as of the date on which they are made and KIT does not undertake any obligation to update or revise any of them, whether as a result of new information, future events or otherwise. Accordingly, you should not place undue reliance on any forward-looking statements.

Prospective investors and unitholders of KIT ("Unitholders") are cautioned not to place undue reliance on these forward-looking statements, which are based on the current view of Keppel Infrastructure Fund Management Pte. Ltd. (as trustee-manager of KIT) ("Trustee-Manager") on future events. No representation or warranty, express or implied, is made as to, and no reliance should be placed on, the fairness, accuracy, completeness or correctness of the information, or opinions contained in this presentation. The information is subject to change without notice, its accuracy is not guaranteed, has not been independently verified and may not contain all material information concerning KIT. The information set out herein may be subject to updating, completion, revision, verification and amendment and such information may change materially. The value of Units and the income derived from them may fall as well as rise. Units are not obligations of, deposits in, or guaranteed by, KIT, the Trustee-Manager or any of its affiliates and/or subsidiaries. An investment in Units is subject to investment risks, including the possible loss of the principal amount invested.

Investors have no right to request the Trustee-Manager to redeem their Units while the Units are listed. It is intended that Unitholders may only deal in their Units through trading on Singapore Exchange Securities Trading Limited ("SGX-ST"). Listing of the Units on SGX-ST does not guarantee a liquid market for the Units.

The information contained in this presentation is not for release, publication or distribution outside of Singapore (including to persons in the United States) and should not be distributed, forwarded to or transmitted in or into any jurisdiction where to do so might constitute a violation of applicable securities laws or regulations.

This presentation is not for distribution, directly or indirectly, in or into the United States. No Units are being, or will be, registered under the U.S. Securities Act of 1933, as amended ("Securities Act"), or the securities laws of any state of the U.S. or other jurisdiction and no such securities may be offered or sold in the U.S. except pursuant to an exemption from, or in a transaction not subject to, the registration requirements of the Securities Act and any applicable state or local securities laws. No public offering of securities is being or will be made in the U.S. or any other jurisdiction.